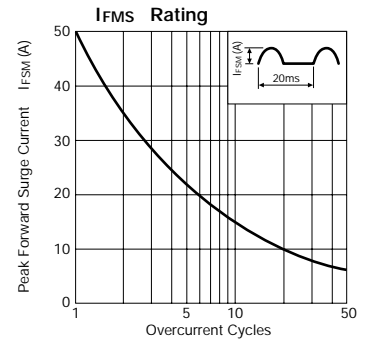
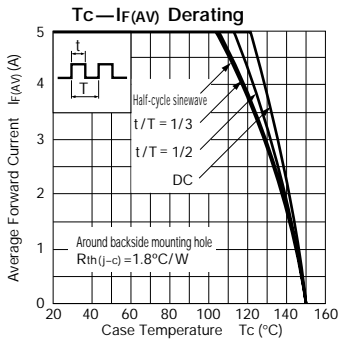
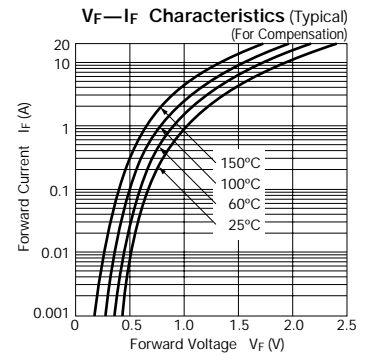
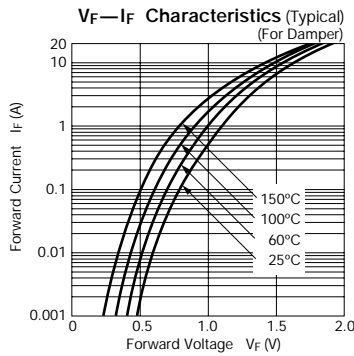
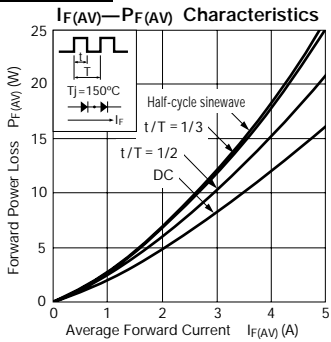


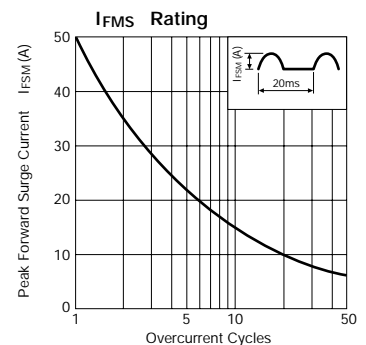
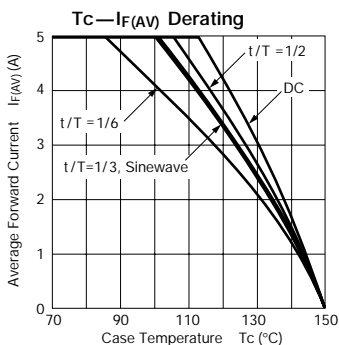
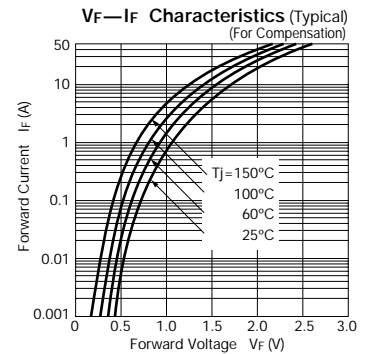
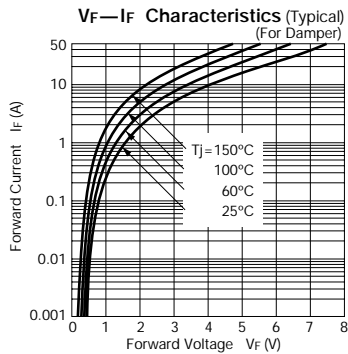
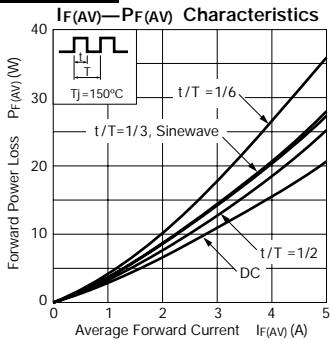
Damper diode (Diode modulation for Displays)

Parameter Type No.	Absolute Maximum Ratings					Electrical Characteristics (Ta=25°C)						Others		
	VRM (V)	IF(AV) (A)	IFSM (A) 50Hz Half-cycle Sinewave Single Shot	TJ (°C)	Tstg (°C)	VF (V)	IR (μA)	IR(H) (mA)	t _{rr} (1) (μs)	t _{rr} (2) (μs)	Rth(j-ℓ) (°C/W)	Mass (g)	Fig.	
						max	IF (A)	VR=VRM max	VR=VRM Ta=100°C max	IF/IRP (mA)	IF/IRP (mA)			
FMP-3FU	1500	5.0	50	-40 to +150	2.0	5.0	50	0.5	0.7	500/500	1.8	6.5	Ⓐ	
600	2.5				0.1									
FMQ-3GU	1700				2.0		500	1.0	0.7					0.3
800	4.0				100		0.5	0.07	0.04					
FMP-2FUR	1500	600			2.0		50	3.0 (Tj=150°C)	0.7		4.0	2.1	Ⓑ	
600	2.5				0.1									0.05

FMP-3FU

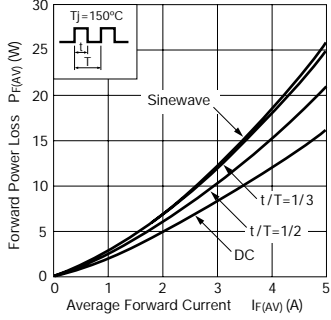


FMQ-3GU

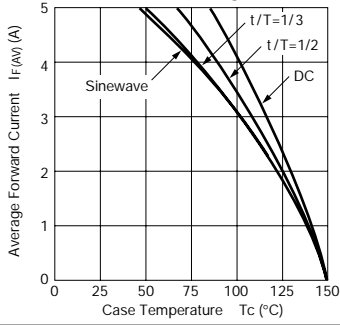


FMP-2FUR

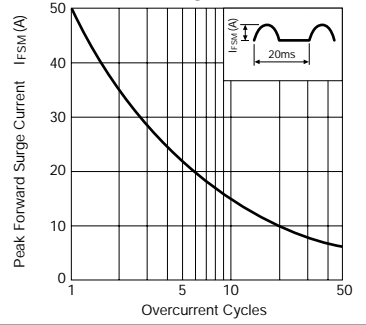
IF(AV)—PF(AV) Characteristics



Tc—IF(AV) Derating



IFSM Rating



External Dimensions
(Unit: mm) (Full-mold)

Flammability:
UL94V-0 or Equivalent

- A: Damper Diodes
- B: Compensation diode

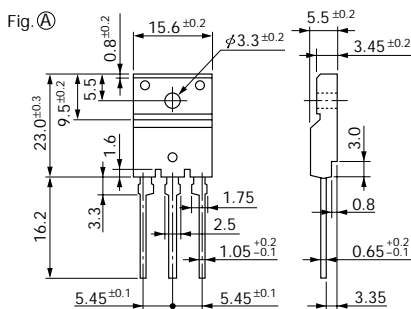


Fig. (B)

